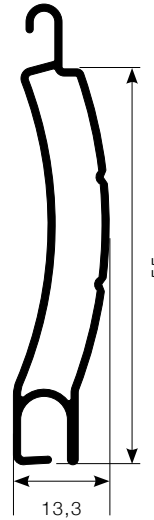


# AR-32 L

## ALUMINUM PROFILE WITH MEDIUM DENSITY FOAM



### TECHNICAL DATA

Weight per lm: 0,166 kg approx

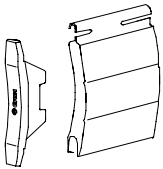
Weight per sqm: 3,10 kg approx

Profiles per sqm: 18,18

Max sizes: Max width: 4,10 m; Max height: 3,50 m; Max surface 9,50 sqm

Std packing: 30 slats 6,5 lm

## ROLLING SHUTTER



Assembled rolling shutter with junction strap for roll tube, conic stoppers and side plugs (TLAR55), standard aluminum end slat TS12X55

## ROLL DIAMETER

SHUTTER HEIGHT (mm) with junction strap 5002

	1000	1300	1600	1900	2200	2500	2800	3000	3300	3500
Roll tube Ø60	179	179	195	215	215	235	235	255	255	265
Roll tube Ø70	175	175	195	199	215	225	235	239	255	265

SHUTTER HEIGHT (mm) - with security anti-lifting spring SEC

	1000	1300	1600	1900	2200	2500	2800	3000	3300	3500
Roll tube Ø60	169	189	215	215	235	235	255	255	265	275
Roll tube Ø70	179	195	199	219	221	235	245	255	265	275

## OPENING HEIGHT FOR SHUTTERBOX UNIBOX

SHUTTERBOX SIZE JUNCTION STRAP 5002\*

	137	150	165	180	205	230	250	300
Roll tube Ø60			700	1080	1900	2490	3200	3500
Roll tube Ø70							3250	3500



\* Shutterbox application 5

## WIND RESISTANCE CLASS

GUIDE RAIL	ROLLING SHUTTER FINISHED SIZE (mm) - with side plugs							
	4100	3700	3400	3100	2800	2500	2200	1900
TYPE C	1	2	2	3	4	4	5	6
TYPE D	1	2	3	3	4	5	5	6

## SUITABLE GUIDE RAILS

TO BE USED WITH MAXI PVC GASKET/BRUSH (GG35MAG - SP35MAG)	
TYPE C	Standard system: GS28x17 - GE30x27 - GE30x25* - GE30x19 (replacement)
TYPE D	Standard system: GE40x27 - GE60x28 - Shutterbox UNIBOX: GE62x28 - GE80x28 - GE458028

\* to be used with GG35NOR





## SUITABLE END SLATS

TS12x55	Extruded aluminum end slat 12x55 mm
TS12x55U	Extruded aluminum end slat, inside/outside rolling 12x55 mm
GT	PVC end slat gasket

## SUITABLE SECURITY ACCESSORIES

SEC60	Anti-lifting security spring for roll tube Ø 60 mm
SEC70	Anti-lifting security spring for roll tube Ø 70 mm
SE43I	Handle lock, inside lock (only for TS12x55)
SE43E	Lock with double key hole - inside and outside (only for TS12x55)
CA42AC	Steel security latch (only for TS12x55)
CA32F	Reinforced steel security latch with lock handle
CAT-INT	Intermediate security latch

## COLOR RANGE

								
	10 WHITE	11 RAL 9010						
GROUP 1								
	07 GREY	29 BEIGE	31 GEY RAL7038	33 METALLIZED	34 BROWN	42 GREEN RAL 6005	70 PEARL W. RAL 1013	
GROUP 2								
	16 BROWN RAL 8017	38 WOOD GRAIN	39 DARK WOOD	49 WOOD CHERRY	68 MINT G. RAL 6029	79 DARK WOOD	91 GREY RAFFAELLO	

REV. January 2019